



District Report Card: 2017


State: Haryana	District: Panipat
Class: 3	Subject: Language
Schools: 61	Students: 1131


Participation/Coverage


Students

<div>GENDER</div> <div></div>	Boys		Girls	
	Number	%	Number	%
	586	51.81	545	48.19

<div>AREA</div> <div></div>	Rural		Urban	
	Number	%	Number	%
	862	76.22	269	23.78

<div>CATEGORY</div> <div></div>	SC		ST		OBC		GEN	
	Number	%	Number	%	Number	%	Number	%
	414	36.60	1	0.09	475	42.00	241	21.31

<div>CWSN</div> <div></div>	LD	VI	HI	S&LD	ID	Oth
	3	11	0	1	2	18

<div>Management</div> <div></div>	Government		Government-aided	
	Number	%	Number	%
	1131	100.00	0	0.00

Average Performance of Students in Language (%)

Overall	Gender		Area		Management		Social Group			
	Male	Female	Rural	Urban	Govt.	Aided	SC	ST	OBC	GEN
52.50	50.84	54.29	53.28	50.01	52.50	0.00	52.25	13.33	53.08	51.95

Performance on Learning Outcomes (LOs)

Learning Outcomes	Description	Average Performance(%)
L304	Reads small texts with comprehension i.e., identifies main ideas, details, sequence and draws conclusions	54.70
L312	Reads printed scripts on the classroom walls: poems, posters, charts etc.	48.10

Range of Performance of Students who Answered Correctly							
Below 30%		30% - 50%		50% - 75%		Above 75%	
Number	%	Number	%	Number	%	Number	%
250	22.10	268	23.70	360	31.83	253	22.37

Lowest Performing Learning Outcomes (LOs)

- 1 - Reads printed scripts on the classroom walls: poems, posters, charts etc. (48.10)
- 2 - Reads small texts with comprehension i.e., identifies main ideas, details, sequence and draws conclusions (54.70)